

100 Linear Bezel

Gi Va]ftU' ! " 'G]XYX 'DUHyfb

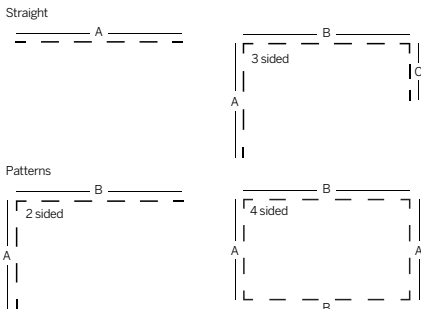
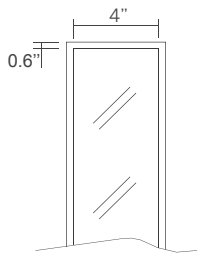
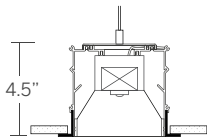
inter•lux

Dfc YVhB Ua Y _____ GC : _____

:]l hi fY HndY _____ DC : _____



Flush Diffuser - OD / SD



Ordering Information

Model	Type	Length	LED ²	Color ³	Voltage	Power ⁴	Diffuser	Mount	Options
WG-B100LDL bezel	P ¹	A x B x C	L M H	827 830 835 840 927 930 935 940	UNV 120	S D010 D3W DES DFPN	OD (STD) SD	G1 G9 GS HC	WL

Luminaire

- Bezel trim for drywall ceilings and walls.
- Installation from below for remodel or new construction.
- Easily installed internal LED tray assembly with integral driver.
- High reflectance white reflector.
- Flush snap-in opal diffuser (standard).
- Powdercoat painted white - RAL 9010.

Type

- P = Standard patterns 2, 3 or 4 sided with 90° corners¹

Length

- A, B, C = specify feet & inches to the nearest 0.25" (i.e. 6' 5.5")

LED²

- L = Low Power (3W/ft)
- M = Mid Power (6W/ft)
- H = High Power (10W/ft)

Color

- 80+ CRI minimum
- 827 = 2700K
- 830 = 3000K
- 835 = 3500K
- 840 = 4000K
- For 90+ CRI specify 927, 930, etc

Voltage

- UNV = 120-277V
- 120 = 120V (DFPN only)

Power Supply

- S = Standard driver, 120-277V
- D010 = Osram, 10%, 0-10V dimming, 120-277V
- D3W = Lutron, 1%, 3-wire fluorescent dimming, 120-277V
- DES = Lutron, 1%, EcoSystem E1/E2 digital dimming, 120-277V
- DFPN = Lutron 1% forward phase with neutral, 120V only

Diffuser

- OD = Flush opal diffuser (standard)
- SD = Flush satin diffuser

Mounting

- G1 = 15/16" grid
- G9 = 9/16" grid
- GS = slot grid
- HC = hard ceiling

Options

- WL = Wet location (requires recessed installation in protected canopy)
 - Contact factory for emergency lighting options.
- 1 See pattern specsheet.
2 Wattage shown does not include power supplies/drivers.

Customer Approval

Company _____

Signature _____

Print Name _____

Date _____

Approved

Approved with corrections noted

Revise and Resubmit

Original Date Submitted _____

100 Linear Bezel

Gi Va]hU'! " 'G]XYX'DUHfYfb

Dfc^YVhBUa Y _____ GC : _____

:]l hi fY'HndY _____ DC : _____

System	Qty.	A	B	C
1	_____	_____	_____	_____
2	_____	_____	_____	_____
3	_____	_____	_____	_____
4	_____	_____	_____	_____
5	_____	_____	_____	_____


Customer Approval Company _____

Approved Signature _____

Approved with corrections noted Print Name _____

Revise and Resubmit Date _____

Grid Ceiling Application Measurement (G9/G15)



Hard Ceiling Application Measurement

