

# 100 Linear Bezel

Gi Va ]ttU' ! ( 'G]XYX'DUHfbb

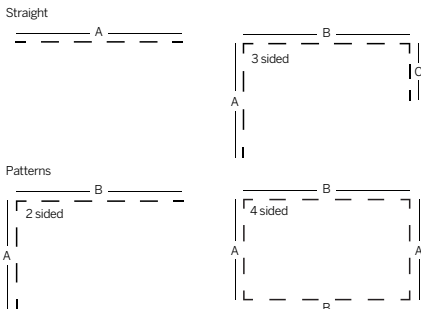
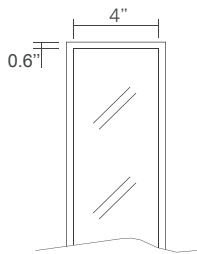
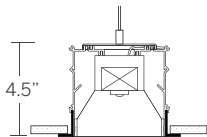
# inter•lux

Dfc YVhB Ua Y \_\_\_\_\_ GC : \_\_\_\_\_

: ]l hi fY'HndY \_\_\_\_\_ DC : \_\_\_\_\_



Flush Diffuser - OD / SD



<b>Customer Approval</b>		Company _____
<input type="checkbox"/> Approved		Signature _____
<input type="checkbox"/> Approved with corrections noted		Print Name _____
<input type="checkbox"/> Revise and Resubmit		Date _____

Original Date Submitted \_\_\_\_\_

## Ordering Information

Model	Type	Length	LED <sup>2</sup>	Color <sup>3</sup>	Voltage	Power <sup>4</sup>	Diffuser	Mount	Options
WG-B100LDL bezel	P <sup>1</sup>	A x B x A x B	L M H	827 830 835 840 927 930 935 940	UNV        120	S D010 D3W DES    DFPN	OD (STD) SD	G1 G9 GS HC	WL

### Luminaire

- Bezel trim for drywall ceilings and walls.
- Installation from below for remodel or new construction.
- Easily installed internal LED tray assembly with integral driver.
- High reflectance white reflector.
- Flush snap-in opal diffuser (standard).
- Powdercoat painted white - RAL 9010.

### Type

- P = Standard patterns 2, 3 or 4 sided with 90° corners<sup>1</sup>

### Length

- A, B, C = specify feet & inches to the nearest 0.25" (i.e. 6' 5.5")

### LED<sup>2</sup>

- L = Low Power (3W/ft)
- M = Mid Power (6W/ft)
- H = High Power (10W/ft)

### Color

- 80+ CRI minimum
- 827 = 2700K
- 830 = 3000K
- 835 = 3500K
- 840 = 4000K
- For 90+ CRI specify 927, 930, etc

### Voltage

- UNV = 120-277V
- 120 = 120V (DFPN only)

### Power Supply

- S = Standard driver, 120-277V
- D010 = Osram, 10%, 0-10V dimming, 120-277V
- D3W = Lutron, 1%, 3-wire fluorescent dimming, 120-277V
- DES = Lutron, 1%, EcoSystem E1/E2 digital dimming, 120-277V
- DFPN = Lutron 1% forward phase with neutral, 120V only

### Diffuser

- OD = Flush opal diffuser (standard)
- SD = Flush satin diffuser

### Mounting

- G1 = 15/16" grid
- G9 = 9/16" grid
- GS = slot grid
- HC = hard ceiling

### Options

- WL = Wet location (requires recessed installation in protected canopy)
- Contact factory for emergency lighting options.

1 See pattern specsheet.

2 Wattage shown does not include power supplies/drivers.

# 100 Linear Bezel

Gi Va ]hU' ! ( 'G]XYX 'DUHfYfb

# inter•lux

Dfc ^VhB Ua Y \_\_\_\_\_ GC : \_\_\_\_\_

: ]l hi fy'HndY \_\_\_\_\_ DC : \_\_\_\_\_

System	Qty.	A	B
1	_____	_____	_____
2	_____	_____	_____
3	_____	_____	_____
4	_____	_____	_____
5	_____	_____	_____

## Customer Approval

Company \_\_\_\_\_

Approved

Signature \_\_\_\_\_

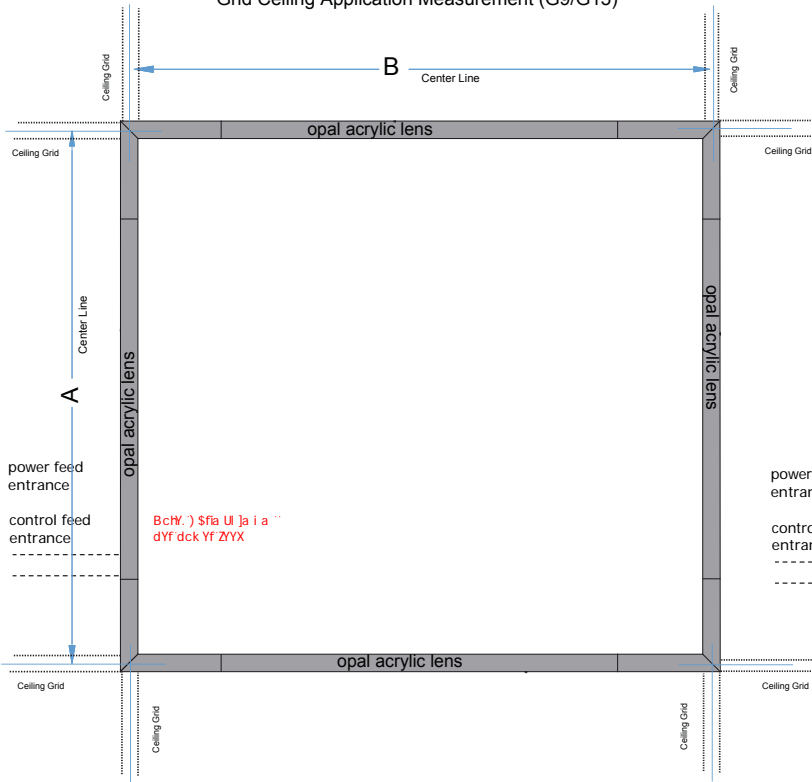
Approved with corrections noted

Print Name \_\_\_\_\_

Revise and Resubmit

Date \_\_\_\_\_

Grid Ceiling Application Measurement (G9/G15)



Hard Ceiling Application Measurement

