

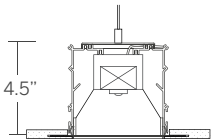
Project Name _____ SO # _____ PO # _____ : | | h i f Y H n d Y _____



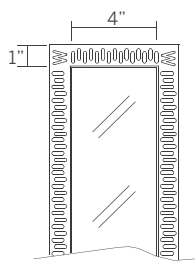
Ordering Information

Model	Type	Length	LED ²	Color	Voltage	Power	Diffuser	Mount	Options
WG-P100LDL plaster-in	S	A	L M H	827 830 835 840 927 930 935 940	UNV 120	S D010 D3W DES DFPN	OD (STD) SD	P	WL

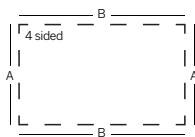
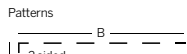
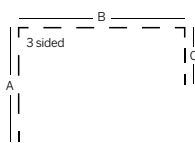
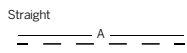
Flush Diffuser - OD / SD



Plaster-in



Plaster-in



Luminaire

- Trimless 'plaster-in' for drywall ceilings and walls.
- Installation from below for remodel or new construction.
- Easily installed internal LED tray assembly with integral driver.
- High reflectance white reflector.
- Flush snap-in opal diffuser (standard).
- Powdercoat painted white - RAL 9010.

Type

- S = Straight run

Length

- A, B, C = specify feet & inches to the nearest 0.25 (i.e. 6' 5.5")

LED²

- L = Low Power (3W/ft)
- M = Mid Power (6W/ft)
- H = High Power (10W/ft)

Color

80+ CRI minimum

- 827 = 2700K
- 830 = 3000K
- 835 = 3500K
- 840 = 4000K
- For 90+ CRI specify 927, 930, etc

Voltage

- UNV = 120-277V
- 120 = 120V (DFPN only)

Power Supply

- S = Standard driver, 120-277V
- D010 = Osram, 10%, 0-10V dimming, 120-277V
- D3W = Lutron, 1%, 3-wire fluorescent dimming, 120-277V
- DES = Lutron, 1%, EcoSystem E1/E2 digital dimming, 120-277V
- DFPN = Lutron 1% forward phase with neutral, 120V only

Diffuser

- OD = Flush opal diffuser (standard)
- SD = Flush satin diffuser

Mounting

- P = plaster-in

Options

- WL = Wet location (requires recessed installation in protected canopy)
- Contact factory for emergency lighting options.

Customer Approval

Company _____

Approved Signature _____

Approved with corrections noted Print Name _____

Revise and Resubmit Date _____

Original Date Submitted _____

- 1 See pattern specsheets.
- 2 Wattage shown does not include power supplies/drivers.
- 3 Delivered lumens with satin diffuser shown.
- 4 See power supply specsheets.

100 Linear Plaster-in



Project Name: _____ SO # _____ PO # _____ :]l hi fY'HndY _____

System	Qty.	'A'
1	_____	_____
2	_____	_____
3	_____	_____
4	_____	_____
5	_____	_____
6	_____	_____
7	_____	_____
8	_____	_____
9	_____	_____
10	_____	_____
11	_____	_____
12	_____	_____
13	_____	_____
14	_____	_____
15	_____	_____

Customer Approval Company _____

Approved Signature _____

Approved with corrections noted Print Name _____

Revise and Resubmit Date _____

