



Inflex



Light management: high performing SMD LEDs with a **beam angle of 120°**

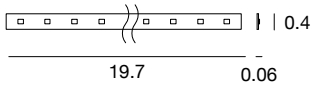
Passive heat dissipation and safety: **safe and resistant** PCB made of FR4 epoxy glass

Quick installation: adhesive backing to be immediately stuck on any surface



Push-fit connectors allow for **up to 10 circuits** to be connected to the same power supply source

Inflex LED Active Circuit - MASTER 7W



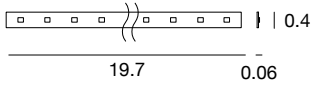
L inches	LEDs	color	lumens	optic
19.7	7 W 30	E96755	4000K 700 lm CRI 75	N Diff. 00
		3000K	630 lm CRI 75	W

power supply options (remote only)

S	D010
Standard non-dim, 120-277V	1%, 0-10V dimming, 120-277V

Note: Includes 12 inch power cable

Inflex LED Active Circuit - SLAVE 7W



L inches	LEDs	color	lumens	optic
19.7	7 W 30	E96756	4000K 700 lm CRI 75	N Diff. 00
		3000K	630 lm CRI 75	W

power supply options (remote only)

S	D010
Standard non-dim, 120-277V	1%, 0-10V dimming, 120-277V