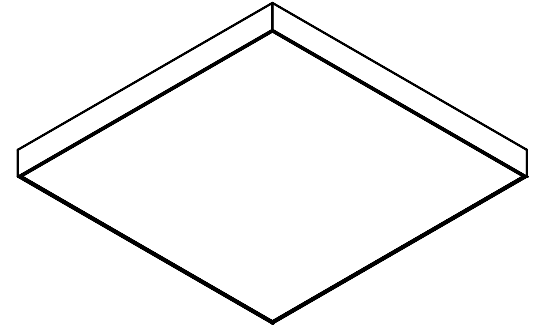
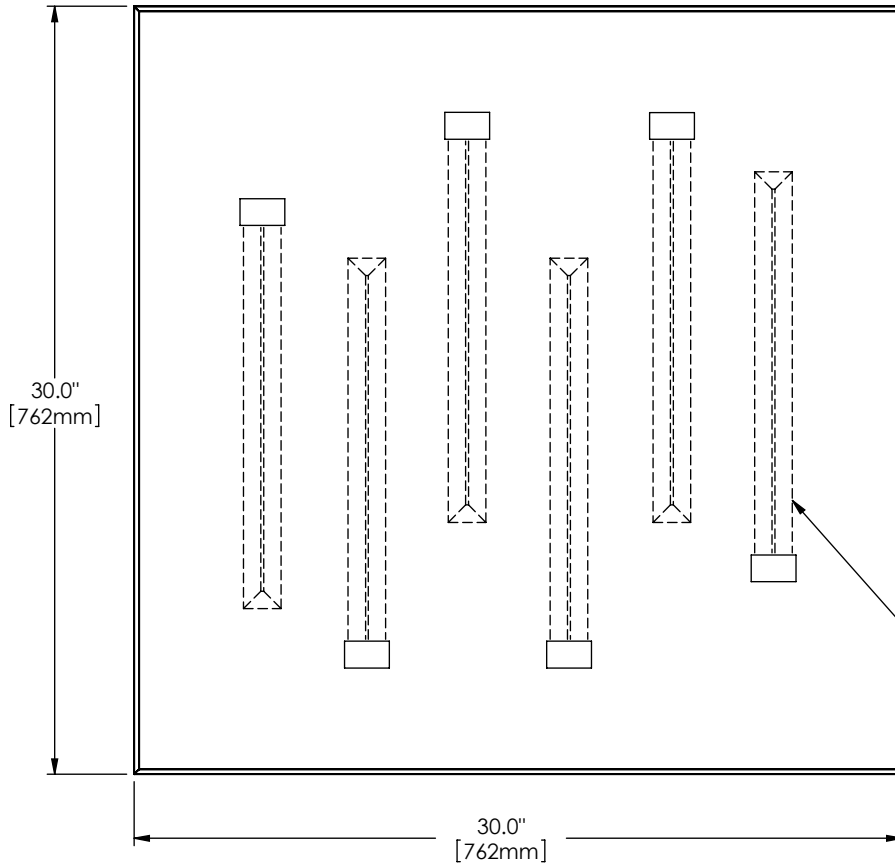


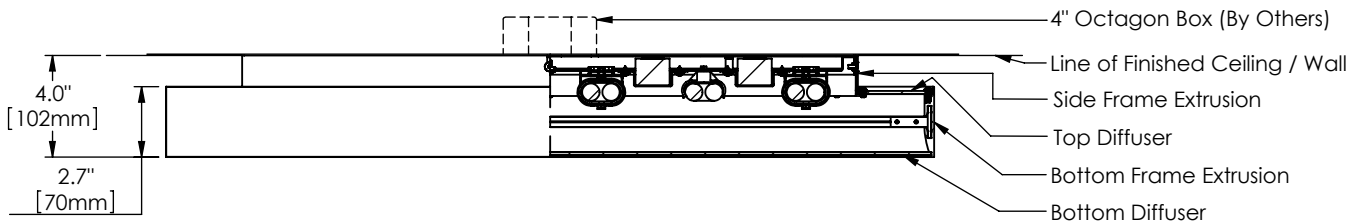
# Step Specifications



PERSPECTIVE VIEW



Lamp Location  
(Lamps By Others)



| Series | Style       | Lamp   | Diffuser  | Finish  | Size | Voltage  | Options   |
|--------|-------------|--|---|---|------|--|---|
| 1540   | S           | 196  | SW  | 16  | 30   | U  |   |
|        | S - Surface | 196 - 6 x 36 Watt / 2G11<br>203 - 3 x 40 Watt / 2G11<br>204 - 4 x 40 Watt / 2G11 | SW - Satin White<br>Opal Acrylic<br>SA - Clear Satin<br>Acrylic | 16 - Clear Anodized<br>Aluminum<br>21 - Painted White<br>22 - Painted Custom<br>Color | 30"  | U - 120-277 V<br>1 - 120 V<br>2 - 220-240 V<br>3 - 277 V | DM - Specify Dimming Ballast<br>Consult The Factory<br>EM - Fluorescent Emergency,<br>Battery - Remote<br>Other _____ |

