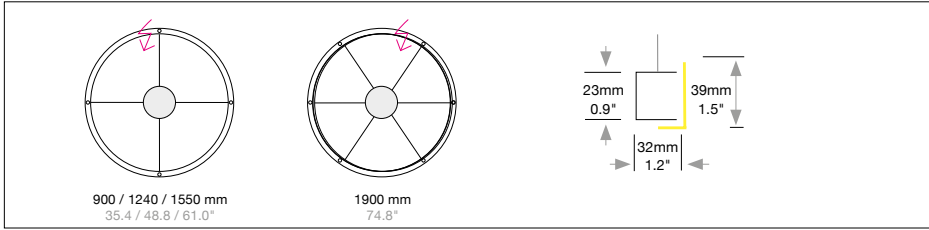


## CIRCOLO MINI

Housing: Aluminum profile, with L-shaped opal diffuser  
 Design: SATTLER



Sizes	Size: Ø mm	Inches	LED Watt	Lumen <sup>1</sup>	Weight kg/lbs <sup>2</sup>	Item No.	LED	Dimming	LED	Finish	Power supply cable	Mounting version
	Ø 900 mm	35.4"	51	2384	3.5 / 7.7	<b>742.</b>	x x .	x x .	x x .	x x .	x x x .	x
	Ø 1240 mm	48.8"	71	3243	5.5 / 12.1	<b>743.</b>	x x .	x x .	x x .	x x .	x x x .	x
	Ø 1550 mm	61.0"	88	4135	6.0 / 13.2	<b>744.</b>	x x .	x x .	x x .	x x .	x x x .	x
	Ø 1900 mm	74.8"	108	4998	7.0 / 15.4	<b>745.</b>	x x .	x x .	x x .	x x .	x x x .	x

LED	Standard:	Optional:	LED	Dimming	LED	Finish	Power supply cable	Mounting version
24V	<b>Warm-white</b>	<b>3000 K</b>	x x x .	<b>30.</b>	x x .	x x .	x x x .	x
CRI > 90 Mac Adam 3 SELV L80 B10 100,000 hours	Natural-white	3500 K	x x x .	<b>35.</b>	x x .	x x .	x x x .	x
	Neutral-white	4000 K	x x x .	<b>40.</b>	x x .	x x .	x x x .	x
	Extra warm-white	2700 K	x x x .	<b>27.</b>	x x .	x x .	x x x .	x
	Tunable white*	2700 - 6500 K	x x x .	<b>80.</b>	x x .	x x .	x x x .	x
	RGB Color control*		x x x .	<b>60.</b>	x x .	<b>00.</b>	x x .	x x x .

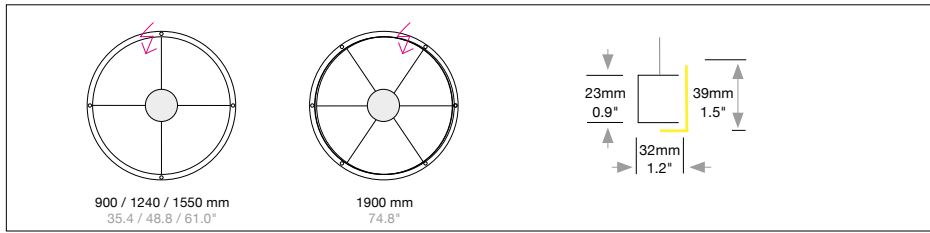
Dimming	Standard:	Optional:	Dimming	LED	Finish	Power supply cable	Mounting version		
	<b>0 - 10 V</b>		x x x .	x x .	<b>51.</b>	<b>00.</b>	x x .	x x x .	x
	Lutron EcoSystem <sup>A,G,R,K</sup>	DMX	x x x .	x x .	<b>91.</b>	<b>00.</b>	x x .	x x x .	x
			x x x .	x x .	<b>31.</b>	<b>00.</b>	x x .	x x x .	x

Finish	Standard:	Optional (Powder coated):	Optional (Premium):	LED	Dimming	LED	Finish	Power supply cable	Mounting version		
	<b>12</b> white, powder coated, similar to RAL 9003	<b>10</b> black fine textured	<b>11</b> white, similar to RAL 9010	<b>30</b> anthracite fine textured	<b>33</b> sand silver fine textured	<b>34</b> bronze satined					
		<b>35</b> gold	<b>36</b> brass	<b>37</b> bronze fine textured	<b>38</b> copper						
		<b>22</b> aluminum polished	<b>27</b> brush-finished aluminum				x x x .	x x .	x x .	x x .	x

Power supply cable	Standard:	Optional:	LED	Dimming	LED	Finish	Power supply cable	Mounting version			
	<b>Z 70</b> silver	<b>Z 71</b> white	<b>Z 73</b> black								
	Without power cable										
	<b>000</b> Current-carrying F, R, T, K						x x x .	x x .	x x .	x x .	x

CIRCOLO MINI

Housing: Aluminum profile, with L-shaped opal diffuser  
 Design: SATTLER



Mounting version

			<b>Standard</b> 		
up to Ø 1550 mm / 61.0" 4-point suspension Ø 1900 mm 6-point suspension with external power supply unit in suspended ceiling.	up to Ø 1550 mm / 61.0" 4-point suspension Ø 1900 mm 6-point suspension with external power supply unit in separate canopy.	Suspension through canopy.	4 current-carrying steel cables. Not in combination with RGB.	Suspension with current-carrying steel cables and cavity wall box. Not in combination with RGB.	Suspension with pendant canopy PB 375 / PB 656 and steel cables (a) 5000 mm / 196.8" + (b) 3000 mm / 118.1" 25' ceiling height recommended.
Suspension with pendant canopy PB 375 / PB 656 and current-carrying steel cables. (a) 5000 mm / 196.8" + (b) 3000 mm / 118.1" Not in combination with RGB. 25' ceiling height recommended.	Direct ceiling mounting 50mm / 1.9" with external power supply unit in suspended ceiling.	Suspension point as clamping unit with 4 cables and remote technical unit in suspended ceiling. Not in combination with RGB.			

Item No.	LED	Dimming	LED	Finish	Power supply cable	Mounting version
X X X.	X X.	X X.	X X.	X X.	X X X	- .

A, B, G, R, K = Distance of external power supply unit to light fixture max. 10m / 394".  
 S, T, K, E, F = Minimum suspension height half the diameter of light fixture, maximum suspension height two times diameter of light fixture  
 Including steel cable suspension 3000mm/118" and/or power supply cable 3000mm/118" version S,T 5000 + 3000mm / 197"+118"

Complete order number

---	---	---	---	---	---	---
-----	-----	-----	-----	-----	-----	-----

**Power supply unit:**

Type / Size mm / inch	Included with Mounting version	Protective rating
DE 1F 360 x 150 x 85 mm / 14.2 x 5.9 x 3.3"	A,G,R,K (up to Ø 1550 mm)	IP 20
DE 2F 360 x 300 x 85 mm / 14.2 x 11.8 x 3.3"	A,G,R,K (up to Ø 1900 mm)	IP 20

Input voltage for all external power supply units and canopy is 120-277 VAC 50-60 Hz

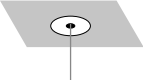
**Canopy:**

Type / Size mm / inch	Included with Mounting version	Protective rating
DB 290 Ø 290 / 260 / 60 mm / 11.4 x 10.2 / 2.3"	B, E, F, H (up to Ø 1550 mm)	IP 20
DB 350 Ø 350 / 320 / 60 mm / 13.7 x 12.5 / 2.3"	A, G, R, K (up to Ø 1900 mm)	IP 20
PB 375 Ø 90 H 375 mm / 3.5 x 14.8"	S, T (up to Ø 1550 mm)	IP 20
PB 656 Ø 90 H 656 mm / 3.5 x 25.8"	S, T (up to Ø 1900 mm)	IP 20
DB 145 Ø 145 / 133 / 55 mm / 5.7 x 5.2 / 2.2"	K	IP 20

Ø body 90 mm / 3.5"

**Color: 12 white, similar RAL 9003,**  
 contact factory for other finishes  
 Canopy mounts to 4" octagonal junction box.

Optional



**Power cable cover plate for mounting version A,G** 200. 00. 00. 00. 12. (white)  
 Consisting of a cavity ceiling box with 3.1" (80mm) round metal cover. Included with mounting version A, G.