
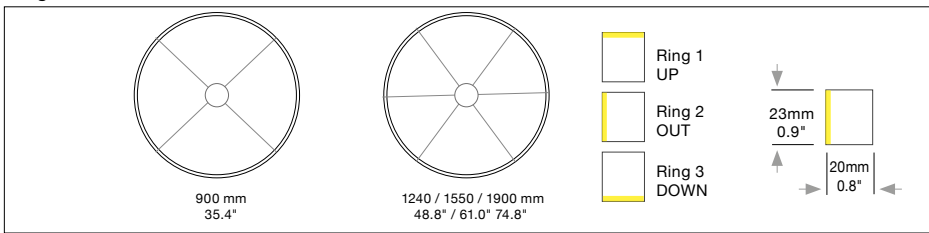


INSIEME

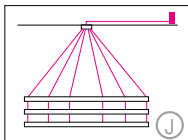


Housing: Pendant with light distribution up, out and down. 3 circular Aluminum profiles, with integrated opal diffusers
 Design: MARKUS BISCHOF



Mounting version

Standard:



Ø 1240 -1900 mm / 48.8-74.8"
 6 current-carrying steel cables canopy and external power supply unit in suspended ceiling.

J = Distance of external power supply unit to light fixture max. 10m / 394".

Mounting version with 4 / 6 current-carrying steel cables 3000mm
 Including power supply cable 5000mm / 197"

Item No.	LED	Dimming	LED	Finish	Power supply cable	Mounting version
X X X.	X X.	X X.	X X.	X X.	X X X	-

---	---	---	---	---	000	-
-----	-----	-----	-----	-----	-----	---

Complete order number

W H L	Power supply units:			Protective rating
	Type / Size mm / inch L x W x H	Included with Mounting version		
	DE 2F 360 x 283 x 56 mm / 14.2 x 11.1 x 2.2"	J (up to Ø 1240 mm)	IP 20	
	DE 3F 360 x 400 x 85 mm / 14.2 x 15.7 x 3.3"	J (up to Ø 1900 mm)	IP 20	

H	Canopy:			Protective rating
	Type/ Size mm / inch Ø cover plate / body / H	Included with Mounting version		
	DB 350 Ø 350 / 320 / 60 mm / 13.7 x 12.6 / 2.4"	J	IP 20	

Color: 12 white, similar RAL 9003, contact factory for other finishes
 Canopy mounts to 4" octagonal junction box.

Input voltage for all external power supply units and canopy is 120-277 VAC 50-60 Hz