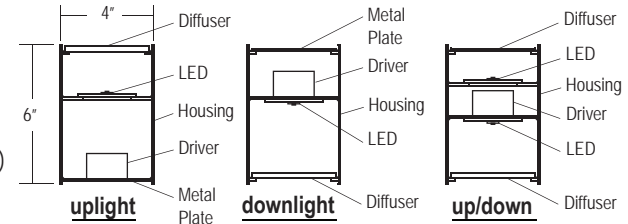
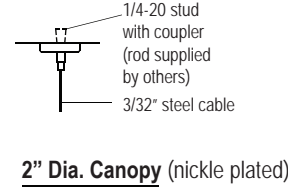
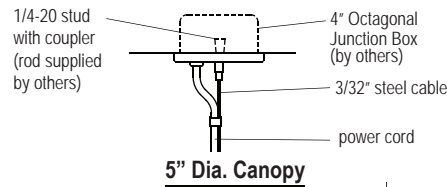


Project Name:	
Fixture Type:	Qty.
Distributor:	
Dist PO:	Inter-lux SO#:



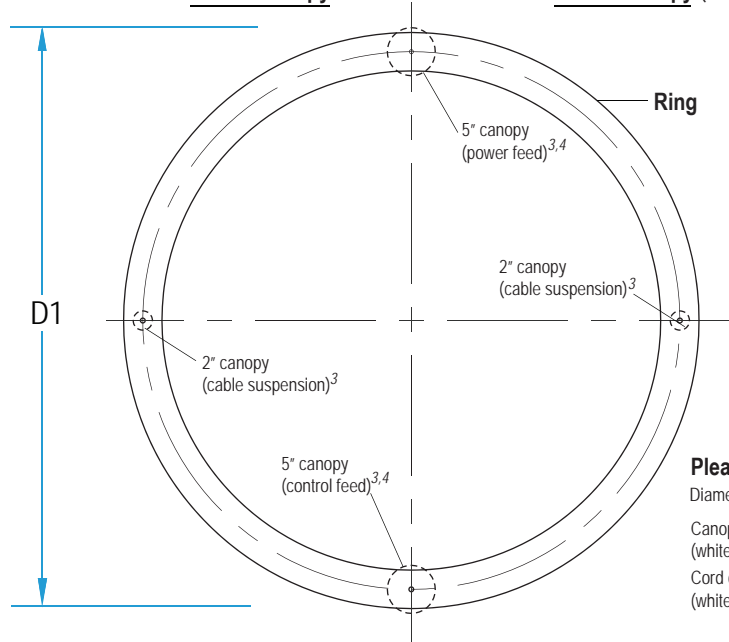
### ALM - Ring circular pendant system:

- Fabricated steel housing.
- Satin white acrylic diffuser with overlapping joints.
- Powder coat painted finish.
- Integral drivers.
- Continuous LED illumination
- Three light distributions: Up, Down, Up & Down combination
- Cable suspension (48" standard).
- Custom painted finishes available- select from standard Inter-lux RAL colors. For non-standard RAL colors consult factory.



### Notes:

1. 7.2W/ft, 24V constant voltage LED
2. 3000K standard (consult factory for lead time for other color temperatures).
3. Cable suspension and power feed locations vary with ring size. Record drawing will be supplied with dimensioned cable and power feed locations.
4. Two circuits standard with uplight/downlight distribution.
5. Rings large than 6ft diameter will be constructed of multiple sections.



### Please Specify:

Diameter 'D1' \_\_\_\_\_  
Canopy color: \_\_\_\_\_ (white or gray)  
Cord color: \_\_\_\_\_ (white or gray)

<input type="checkbox"/>	<b>Approved</b>
<input type="checkbox"/>	<b>Approved with corrections noted</b>
<input type="checkbox"/>	<b>Revise and Resubmit</b>
<b>Check one box above, sign and date</b>	
_____	_____
<b>Signature</b>	<b>Date</b>

### product specification

AL-1620 P46

series	profile	type	size	uplight	downlight	finish	voltage	power supply	option
--------	---------	------	------	---------	-----------	--------	---------	--------------	--------

### ordering information - ALL FIELDS REQUIRED FOR PRODUCTION

series	profile	type	size	uplight <sup>1,2</sup>	downlight <sup>1,2</sup>	ring finish	voltage	power supply	option
<b>AL-1620</b> ALM Ring	<b>-P46</b> pendant mounted 4" width 6" height housing profile	<b>- R</b> (Round) closed end	<b>- 4</b> (4 ft) <b>- 8</b> (8 ft) <b>- 5</b> (5 ft) <b>- 9</b> (9 ft) <b>- 6</b> (6 ft) <b>- 10</b> (10 ft) <b>- 7</b> (7 ft) <b>- 11</b> (11 ft) <b>- XX</b> (specify in 1 foot increments of outside diameter)	<b>- LH27</b> (2700K, 547lm/ft) <b>- LH30</b> (3000K, 588lm/ft) <b>- LH35</b> (3500K, 606lm/ft) <b>- LH40</b> (4000K, 629lm/ft) <b>- NU</b> (no uplight)	<b>- LH27</b> (2700K, 547lm/ft) <b>- LH30</b> (3000K, 588lm/ft) <b>- LH35</b> (3500K, 606lm/ft) <b>- LH40</b> (4000K, 629lm/ft) <b>- ND</b> (no downlight)	<b>- WH</b> (white - RAL 9010) <b>- SA</b> (satin aluminum - RAL 9006) <b>- CF</b> (custom painted finish - specify standard Inter-lux RAL color)	<b>- UNV</b> (120V - 277V)  <b>- 120</b> (120V)	<b>- S</b> (non-dimming) STANDARD <b>- D010</b> (10%, 0-10V dimming, UNV) <b>- D3W</b> (1% Lutron 3-wire dimming, UNV) <b>- DES</b> (1% Lutron Ecosystem digital, UNV)  <b>- DFPN</b> (1% Lutron forward phase with neutral, 120V only)	<b>- X</b> (no options)  <b>- SC120</b> (120" overall drop) field cuttable