


SOFT QUADRA LIGHT + ACOUSTIC

Housing: Aluminum profile, integrated acrylic cover. Fabric covering as a light and acoustic diffuser.
Design: SATTLER



	Size: L x W x H mm	inches	LED Watt	Lumen ¹⁾	weight kg ²⁾ / lbs ²⁾	Item No.	LED	Dimming	LED	Finishes	Power Supply cable	Mounting Version	
Sizes	1250 x 1250 x 80	49.2 x 49.2 x 3.1	68	5,220	15 / 33.1	802.	x x.	x x.	x x.	x x.	x x x.	x	
	1694 x 1694 x 80	66.7 x 66.7 x 3.1	89	7,106	17 / 37.5	814.	x x.	x x.	x x.	x x.	x x x.	x	
LED 24V CRI > 80		Neutral-white	4000 K	(Standard)	x x x.	40.	x x.	x x.	x x.	x x x.	x		
			Cold-white	5000 K	(Optional)	x x x.	50.	x x.	x x.	x x.	x x x.	x	
			Warm-white	3000 K	(Optional)	x x x.	30.	x x.	x x.	x x.	x x x.	x	
			Extra warm-white	2700 K	(Optional)	x x x.	27.	x x.	x x.	x x.	x x x.	x	
			Extra warm-white	2200 K	(Optional)	x x x.	22.	x x.	x x.	x x.	x x x.	x	
			Tunable white*	2700 - 6500 K	(Optional)	x x x.	65.	x x.	x x.	x x.	x x x.	x	
			RGB color control*		(Optional)	x x x.	60.	x x.	00.	x x.	x x x.	x	
Dimming		Dimmable 0 - 10 V	(Standard)	x x x.	x x.	51.	00.	x x.	x x x.	x			
			DMX (RGB possible)	(Optional)	x x x.	x x.	31.	00.	x x.	x x x.	x		
			LUTRON (contact factory)	(Optional)	x x x.	x x.	71.	00.	x x.	x x x.	x		
Finishes (Standard)		11	white	(Optional)									
		22	aluminum polished										
		30	anthracite										
		27	brush-finished aluminum										
		32	crocodile black										
		33	sand silver fine textured										
		35	gold										
		36	brass										
		37	bronze fine textured										
		38	copper										
10	black fine textured												
	40	brass patinated											
	42	bronze patinated											
	44	wood veneer, white borders											
	XX	Custom finish				x x x.	x x.	x x.	x x.	.	x x x.	x	
Power Supply Cable (Standard)		Z 70	Silver	(Optional)									
		Z 71	white										
		Z 72	grey										
		Z 73	black										
		Z 74	orange										
		Z 75	red										
		Z 76	green										
						x x x.	x x.	x x.	x x.	.	.	x	

SATTLER

410 381 1497 answers@inter-lux.com
inter-lux reserves the right to make technical changes without notice

IP 20



Light distribution direct




Conforms to UL-STD 1598
Certified to CSA-STD C22.2
No.250.0-08

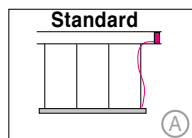
1) Net lumen output: Losses due to diffusers and reflectors are considered.
Lumen values refer to an ambient temperature of max. 35° Celsius / 95° Fahrenheit.
2) Weight of lights without remote technical unit or canopy.

SOFT QUADRA LIGHT + ACOUSTIC

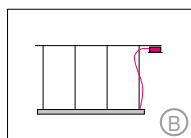
Housing: Aluminum profile, integrated acrylic cover. Fabric covering as a light and acoustic diffuser.
Design: SATTLER



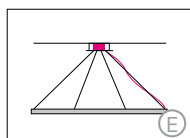
Mounting Version



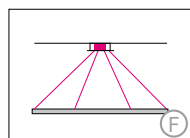
4-point suspension with external power supply unit in suspended ceiling



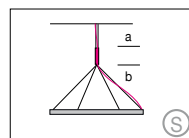
4-point suspension with external power supply unit in separate canopy



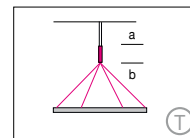
suspension through canopy



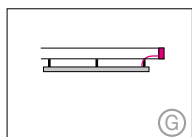
4 current-carrying steel cables. Only 1 strip LED possible. Not in combination with RGB



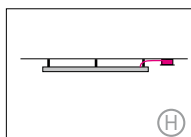
Suspension with pendant canopy PB 366 and steel cables
(a) 5000 mm / 196.8" +
(b) 3000 mm / 118.1"



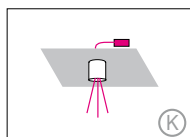
Suspension with pendant canopy PB 366 and current-carrying steel cables.
(a) 5000 mm / 196.8" +
(b) 3000 mm / 118.1"
Not in combination with RGB.



Direct ceiling mounting 50mm / 1.9" with external power supply unit in suspended ceiling



Direct ceiling mounting (white) 50mm / 1.9" with external power supply unit in separate canopy



Suspension point as clamping unit with 4 current-carrying cables and remote technical unit in suspended ceiling.

Item No.	LED	Dimming	LED	Finishes	Power Supply cable	Mounting Version
X X X.	X X.	X X.	X X.	X X.	X X X	.

A, B, G, H = Distance of external power supply unit to light fixture max. 10m / 394"

S, T, K, E, F = Minimum suspension height half the diameter of light fixture, maximum suspension height two times diameter of light fixture

Including steel cable suspension 5000mm / 197" ; Version F, S, T 5000 / 3000mm / 197"/118" and/or power supply cable 5000mm / 197"

X X X.	X X.	X X.	X X.	X X.	X X X	X
--------	------	------	------	------	-------	---

Complete order number

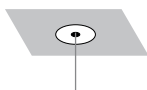
Dimensions of external power supply units (1 LED Stripe)			
Typ	Size mm / inch	For use with Mounting Version	
	L W H		
DE 1F	360 x 150 x 85 mm / 14.2 x 5.9 x 3.3"	A, G, K	

Dimensions of canopy (1 LED Stripe)		
Typ	Size mm / inch	For use with Mounting Version
	Ø cover plate / body	
DB 290	Ø 290 / 260 mm / 11.4 x 10.2" size 1250 x 1250 mm	B, E, F, H
DB 350	Ø 350 / 320 mm / 13.7 x 12.5" size 1694 x 1694 mm	B, E, F, H
PB 366	Ø 90 H 366 mm / 13.7 x 12.5"	S, T

Canopy finish: white (11) contact factory for other finishes
USA/Canada: Canopy mounts to 4" octagonal junction box.

Input voltage for all external power supply units and canopy is 120 / 277 VAC 50/60 Hz

Optional



Ceiling fixation for mounting version A

200. 00. 00. 00. 11 (white)

Ceiling opening for power supply cable. Existing of cavity ceiling box with 80mm / 3.1" round metal cover. Powder coated in white, fine textured. Applicable to mounting version A.