
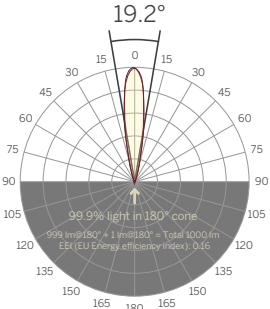

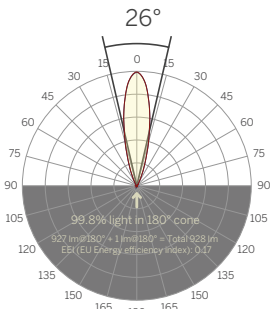

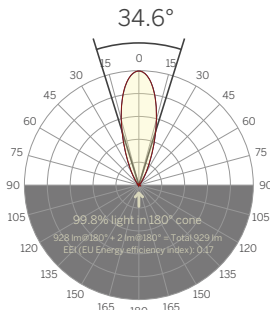

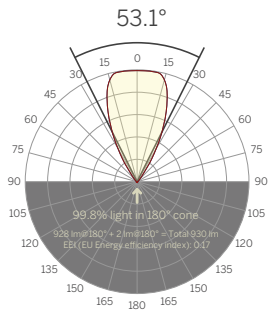

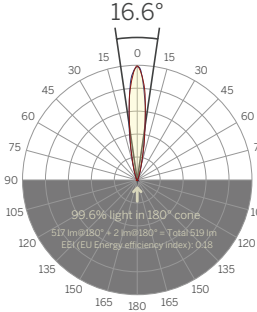

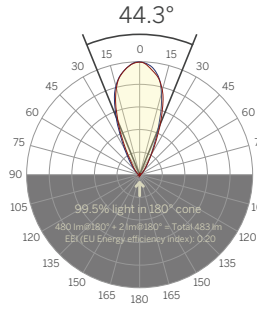



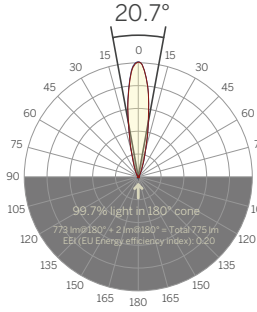

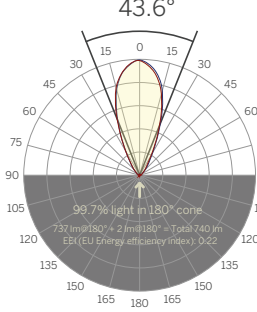
Photometry (12W) Fixed

Fitting	Polar diagram	LED	Supply	Power	Delivered output
 <p>9.8mm LES Narrow</p>		95 CRI, 3000K	Constant Current 350mA	11.9W	999lm
 <p>9.8mm LES Medium</p>		95 CRI, 3000K	Constant Current 350mA	11.9W	927lm
 <p>9.8mm LES Flood</p>		95 CRI, 3000K	Constant Current 350mA	11.9W	928lm
 <p>9.8mm LES Wide Flood</p>		95 CRI, 3000K	Constant Current 350mA	11.9W	928lm

Photometry (8W) Zoom

Fitting	Polar diagram	LED	Supply	Power	Delivered output
 <p>6mm LES Zoom 1 Narrow</p>		95 CRI, 3000K	Constant Current 250mA	7.9W	517lm
 <p>6mm LES Zoom 1 Wide</p>		95 CRI, 3000K	Constant Current 250mA	7.9W	480lm

Photometry (12W) Zoom

Fitting	Polar diagram	LED	Supply	Power	Delivered output
 <p>9.8mm LES Zoom 2 Narrow</p>		95 CRI, 3000K	Constant Current 350mA	11.9W	773lm
 <p>9.8mm LES Zoom 2 Wide</p>		95 CRI, 3000K	Constant Current 350mA	11.9W	737lm