

Eyelet_R

Adjustable
30°
2W @630mA

Light can be **directed from top, bottom or any direction**

The **direction system** allows the light to focus on specific displayed details

The **crossed light beams** reduce and almost eliminate any shadowed areas on the intended target

Calypto

inter•lux

Directional spotlight with joint for recessed mounting. Installation on plasterboard or tiles with the supplied springs or on concrete with the optional outer casing. **Designed to enhance the objects shown in displays, niches or cases.**

Passive heat dissipation

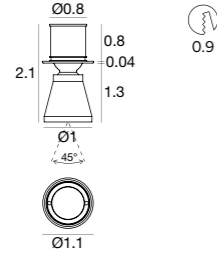
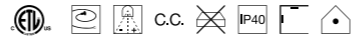
Brass casing with chrome or nickel finish

Practical installation

Recessed mounting by means of an outer casing



Calypto_1 | Adjustable spotlight | powerLED 1.5W 500 mA



type		color			optic	
Chrome	CRI 80 E87059	3000 K	199 lm	W	10°	10
Nickel	CRI 80 E87060	3500 K	199 lm	T	30°	30
		4000 K	213 lm	N		

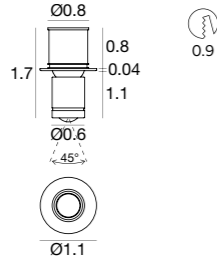
power supply options (remote only)

ECO30W-500	SOLO50W-500	SOLO100W-500
0-10V EidoLED ECOdrive 30W, for 1-10 fixtures	0-10V EidoLED SOLOdrive 50W, for 1-20 fixtures	0-10VEidoLED SOLOdrive 100W, for 1-40 fixtures



E84349
Concrete ceiling
outer casing
(optional)

Calypto_2 | Adjustable spotlight | powerLED 1.5W 500 mA



type		color			optic	
Chrome	CRI 80 E87067	3000 K	199 lm	W	30°	30
Nickel	CRI 80 E87068	3500 K	199 lm	T	50°	50
		4000 K	213 lm	N	70°	70

power supply options (remote only)

ECO30W-50630	SOLO50W-500	SOLO100W-500
0-10V EidoLED ECOdrive 30W, for 1-10 fixtures	0-10V EidoLED SOLOdrive 50W, for 1-20 fixtures	0-10VEidoLED SOLOdrive 100W, for 1-40 fixtures



E84349
Concrete ceiling
outer casing
(optional)

Outer-casings

	type PVC	Ø in 0.8	h. in 1.4	suitable for Petit_R - Petit_Q 1W Aspho 0.5W - 1W Beriel - Elin 0.5W - 1W	E84335		type PVC	Ø in 2.4	h. in 1.9	suitable for Bibok 1W - Elin 0.5W	E84916	
	type PVC	Ø in 1.4	h. in 1.7	suitable for Petit_2R - Petit_2Q 1W Envelope - Nitum 1W Picrol 1W - Viky 1W	E84336		type PVC	Ø in 2.4	h. in 3.1	suitable for Petit_R - Petit_Q 1.5 W Bibok - Aspho 1.5W Beriel - Ture 1.5W - 2W Gude 0.8 in	E84917	
	type PVC	Ø in 2.4	h. in 2.8	suitable for Quara_R - Quara_Q Quara65_R - RI - F Quara65_Q - QI Cut	E84338		type PVC	Ø in 2.4	h. in 3.4	suitable for Ture 1.5W Gude 0.8 in	E84954	
	type PVC	Ø in 1.2	h. in 1.7	suitable for Calypto	E84349		type PVC	Ø in 2	h. in 1.8	suitable for Picrol 1W	E84955	
	type PVC	w. in 4.6 x 4.6	h. in 2.9	suitable for Cuadro_1	E84797		type PVC	Ø in 2.4	h. in 2.9	suitable for Picrol 1.5 W	E84956	
	type PVC	Ø in 2.4	h. in 2.7	suitable for Petit_2R - Petit_2Q 2W Nitum 2W - Picrol 2 W Viky 2W - Ture 2W Gude 1.6 in	E84901		type PVC	Ø in 1.2	h. in 0.8	suitable for Vissa	84995	
	type PVC	Ø in 2	h. in 2.4	suitable for Ghilea	E84902		type PVC	Ø in 1.1	h. in 2	suitable for Picrol 1W	E98049	
	type PVC	Ø in 2.4	h. in 1.9	suitable for Nitum 1W - Viky 1W	E84915		type PVC	w. in 4.4	p. in 4.6	h. in 1.8	suitable for Quara65_QI 4W	E98050
	type PVC	Ø in 2.3	h. in 2.2	suitable for Techo67 3W	E98057		type PVC	Ø in 2.3	h. in 2.2	suitable for Techo67 3W	E98057	

Eyelet

inter•lux

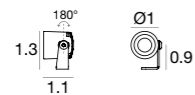
Directional spotlights with an extremely compact size, **mounted on a bracket** and designed to **highlight objects in recesses and display cases**. Available in round or square version.

Compact size
Utmost flexibility of application

Practical installation
Easy installation thanks to the practical directional bracket



Eyelet_R | Adjustable spotlight | powerLED 2W 630 mA


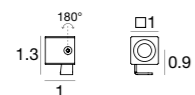


type		color		optic	
White	CRI 80 E96984	2700 K	219 lm	M	15° 15
Black	CRI 80 E96985	3000 K	233 lm	W	30° 30
Grey	CRI 80 E96986	3500 K	233 lm	T	60° 60
		4000 K	249 lm	N	

power supply options (remote only)

ECO30W-630	SOLO50W-630	SOLO100W-630
0-10V EidoLED ECOdrive 30W, for 1-10 fixtures	0-10V EidoLED SOLOdrive 50W, for 1-16 fixtures	0-10VEidoLED SOLOdrive 100W, for 1-32 fixtures

Eyelet_Q | Adjustable spotlight | powerLED 2 W 630 mA



type		color		optic	
White	CRI 80 E97336	2700 K	219 lm	M	15° 15
Black	CRI 80 E97337	3000 K	233 lm	W	30° 30
Grey	CRI 80 E97338	3500 K	233 lm	T	60° 60
		4000 K	249 lm	N	

power supply options (remote only)

ECO30W-630	SOLO50W-630	SOLO100W-630
0-10V EidoLED ECOdrive 30W, for 1-10 fixtures	0-10V EidoLED SOLOdrive 50W, for 1-16 fixtures	0-10VEidoLED SOLOdrive 100W, for 1-32 fixtures

