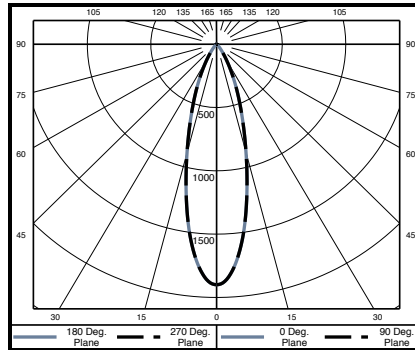


4" ProTools Downlight Round Recessed

Recessed Cone

WG-100RPTDLF-...-RRC-OA-16-W

Power	W	Delivered Lumens			
		2700K	3000K	3500K	4000K
L	5.7	492	529	529	567
M	8.4	683	734	734	786
H	12	919	989	989	1058
XH	17.8	1385	1385	1385	1483



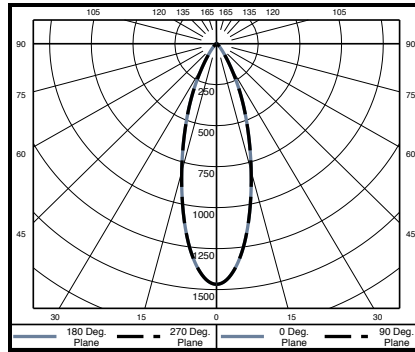
Polar Plot

Cone of Light Tabulation*		
Mounting Height (Ft)	Footcandles at Nadir	Diameter (Ft)
4	119	1.9
6	52.8	2.9
8	29.7	3.8
10	19	4.8
12	13.2	5.7
14	9.7	6.7
16	7.4	7.7

*Tabulation uses Mid Power / 935 LED

WG-100RPTDLF-...-RRC-OA-32-W

Power	W	Delivered Lumens			
		2700K	3000K	3500K	4000K
L	5.7	454	489	489	523
M	8.4	630	678	678	726
H	12	848	912	912	977
XH	17.8	1188	1278	1278	1368



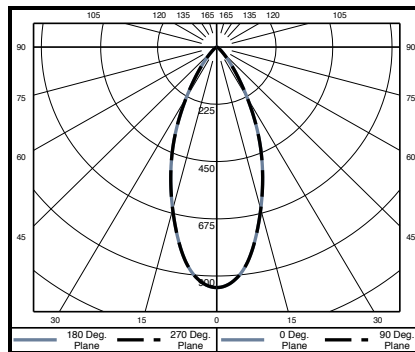
Polar Plot

Cone of Light Tabulation*		
Mounting Height (Ft)	Footcandles at Nadir	Diameter (Ft)
4	91.7	2.1
6	40.8	3.2
8	22.9	4.3
10	14.7	5.4
12	10.2	6.4
14	7.5	7.5
16	5.7	8.6

*Tabulation uses Mid Power / 935 LED

WG-100RPTDLF-...-RRC-OA-41-W

Power	W	Delivered Lumens			
		2700K	3000K	3500K	4000K
L	5.7	427	459	459	491
M	8.4	592	637	637	682
H	12	796	857	857	918
XH	17.8	1116	1200	1200	1285



Polar Plot

Cone of Light Tabulation*		
Mounting Height (Ft)	Footcandles at Nadir	Diameter (Ft)
4	59.1	2.7
6	26.3	4
8	14.8	5.4
10	9.5	6.7
12	6.6	8
14	4.8	9.4
16	3.7	10.7

*Tabulation uses Mid Power / 935 LED

Delivered Lumen Lens Multipliers

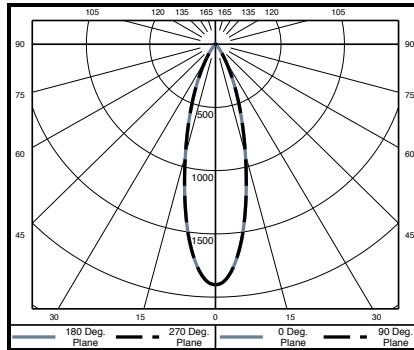
Open Aperture (OA)	1.00
Micro-prismatic Lens (MPL)	0.90
Satin Clear (RSC)	0.88

4" ProTools Downlight Round Recessed

Regressed Pinhole

WG-100RPTDLF-...-RRP-OA-16-W

		Delivered Lumens			
Power	W	2700K	3000K	3500K	4000K
L	5.7	492	529	529	567
M	8.4	683	734	734	786
H	12	919	989	989	1058
XH	17.8	1385	1385	1385	1483



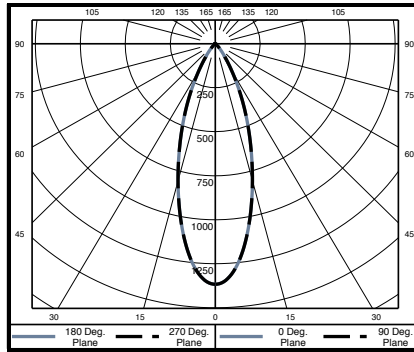
Polar Plot

Cone of Light Tabulation*		
Mounting Height (Ft)	Footcandles at Nadir	Diameter (Ft)
4	119	1.9
6	52.8	2.9
8	29.7	3.8
10	19	4.8
12	13.2	5.8
14	9.7	6.8
16	7.4	7.7

*Tabulation uses Mid Power / 935 LED

WG-100RPTDLF-...-RRP-OA-32-W

		Delivered Lumens			
Power	W	2700K	3000K	3500K	4000K
L	5.7	453	488	488	522
M	8.4	629	677	677	725
H	12	846	911	911	975
XH	17.8	1186	1276	1276	1366



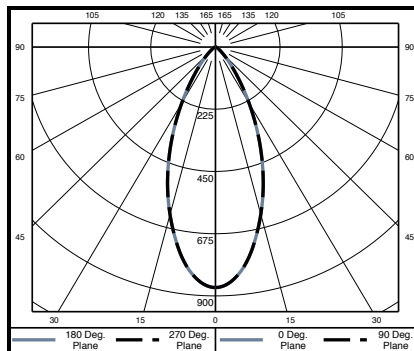
Polar Plot

Cone of Light Tabulation*		
Mounting Height (Ft)	Footcandles at Nadir	Diameter (Ft)
4	85.4	2.3
6	38	3.4
8	21.4	4.5
10	13.7	5.7
12	9.5	6.8
14	7	7.9
16	5.3	9

*Tabulation uses Mid Power / 935 LED

WG-100RPTDLF-...-RRP-OA-41-W

		Delivered Lumens			
Power	W	2700K	3000K	3500K	4000K
L	5.7	427	459	459	491
M	8.4	592	637	637	682
H	12	796	857	857	918
XH	17.8	1116	1200	1200	1285



Polar Plot

Cone of Light Tabulation*		
Mounting Height (Ft)	Footcandles at Nadir	Diameter (Ft)
4	54.4	2.8
6	24.2	4.2
8	13.6	5.6
10	8.7	6.9
12	6	8.3
14	4.4	9.7
16	3.4	11.1

*Tabulation uses Mid Power / 935 LED

Delivered Lumen Lens Multipliers

Open Aperture (OA)	1.00
Micro-prismatic Lens (MPL)	0.90
Satin Clear (RSC)	0.88