
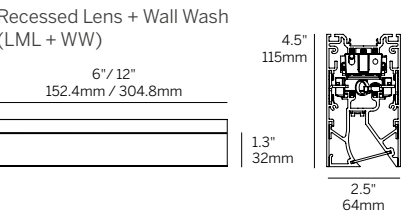
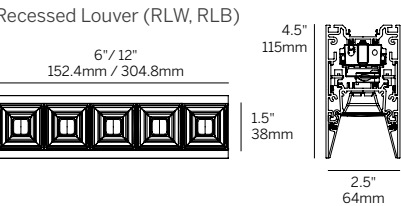
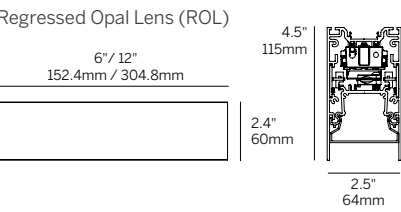
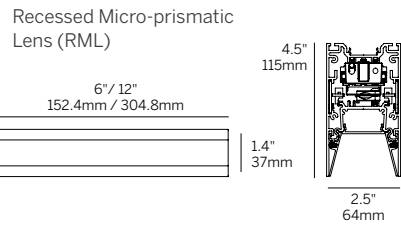


ProTools 60 Linear Downlight

6" / 12" Surface Mount



Ordering Information											
Model	Fixation	Pattern	Length ²	CRI/CCT	Optic	Beam	Power ²	Driver ³	Housing Finish ⁴	Reflector Finish ⁴	Options
WG-60PTL	SM	S	6 12	927 930 935 940 TW ¹	RML ROL RLW RLB LML	80 105 35 50 WW	P1 P2 P3 P4	E1 L1 POE BT DALI TQ	W (std) B S F	W B S F	EM



Luminaire

- 2.4" aperture, integrated solution compatible with all ceiling types
- Extreme brightness control and the elimination of disturbing glare
- Modularity of insert modules for ultimate design flexibility
- Consistent LED technology throughout the Whitegoods product range
- Flicker-free full range dimming with standard driver (Eldoled)
- L70 (TM21 Projected 85C) 72,000 hours.
- ETL and ETL-C for dry and damp location.

Fixation

- SM = Surface Mount

Pattern

- S = Straight run

Length²

- 6 = 6"
- 12 = 12"

CRI/CCT (90+ CRI)

- 927 = 2700K
- 930 = 3000K
- 935 = 3500K
- 940 = 4000K
- TW = Tuneable white 2200-4000K¹

Optic

- RML = Recessed micro-prismatic lens
- ROL = Regressed opal lens
- RLW = Recessed louver white (supplied with white reflectors standard)
- RLB = Recessed louver black (supplied with black reflectors only)
- LML = Linear micro-prismatic lens

Beam

- 80 = 80° (RML)
- 105 = 105° (ROL)
- 35 = 35° (RLW, RLB)
- 50 = 50° (RLW, RLB)
- WW = Wall Wash (LML)

Power²

- P1 = 3W/ft
- P2 = 6W/ft
- P3 = 10W/ft
- P4 = 15W/ft

Driver (Remote)³

- E1 = EldoLED 0.1% dimming, 0-10V (120-277V)
- L1 = Lutron 1% dimming, Ecosystem (120-277V)
- PoE = Power over Ethernet
- BT = Wireless CAS – Casambi (Must specify BT with E1 or DALI)
- DALI = EldoLED Dali DT8 0.1% (120-277V)
- TQ = T-Series for Lutron Quantum 0.1% (120-277V) (Tunable white ONLY)

Housing Finish⁴

- W = White, 15% gloss, RAL 9003 / Tiger Drylac 049/11350 (standard)
- B = Black, 15% gloss, RAL 9005 / Tiger Drylac 044/90053
- S = Silver, 15% gloss, RAL 9006 / Tiger Drylac 049/90500
- F = Custom finished trim, specify RAL

Reflector Finish⁴

- W = White, 15% gloss, RAL 9003 / Tiger Drylac 49/11350 (standard with RLW)
- B = Black, 15% gloss, RAL 9005 / Tiger Drylac 44/90053 (standard with RLB, not offered with LML)
- S = Silver, 15% gloss, RAL 9006 / Tiger Drylac 049/90500
- F = Custom finished trim, specify RAL

Options

- EM = Emergency (remote)

1 TW only available with RML/ROL/LML for P2 and P3.
 2 See photometric data sheet for delivered lumens.
 3 See power supply page for details.
 4 See Tiger Drylac color chart: inter-lux.com/tiger