
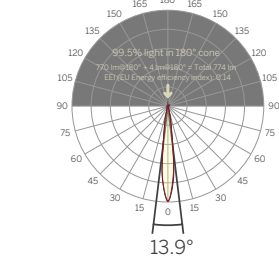

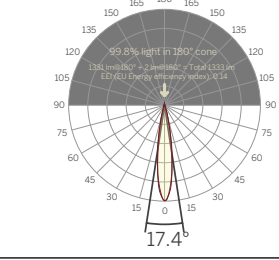

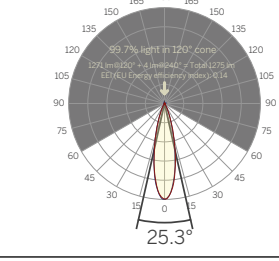

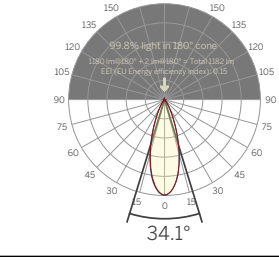

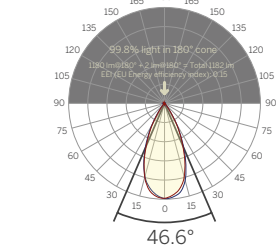


## Photometry (8W)

Fitting	Polar diagram	LED	Supply	Power	Delivered output
 <p>6mm LES Very Narrow 1</p>		95 CRI, 3000K	Constant Current 250mA	7.9W	704lm

## Photometry (12W)

Fitting	Polar diagram	LED	Supply	Power	Delivered output
 <p>9mm LES Very Narrow 2</p>		95 CRI, 3000K	Constant Current 350mA	11.9W	1174lm
 <p>9mm LES Medium</p>		95 CRI, 3000K	Constant Current 350mA	11.9W	1125lm
 <p>9mm LES Flood</p>		95 CRI, 3000K	Constant Current 350mA	11.9W	1050lm
 <p>9mm LES Wide Flood</p>		95 CRI, 3000K	Constant Current 350mA	11.9W	1038lm