
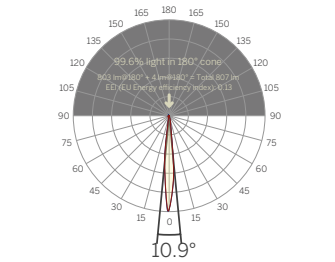

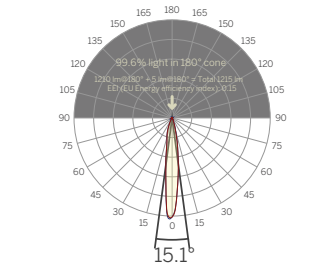


Photometry (8W)

Fitting	Polar diagram	LED	Supply	Power	Delivered output
 <p>6mm LES Very Narrow</p>		95 CRI, 3000K	Constant Current 250mA	7.9W	739lm

Photometry (12W)

Fitting	Polar diagram	LED	Supply	Power	Delivered output
 <p>9mm LES Narrow</p>		95 CRI, 3000K	Constant Current 350mA	11.9W	1068lm