
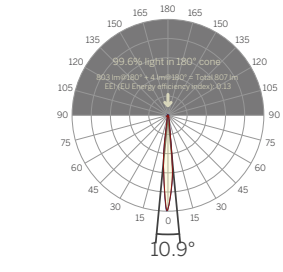

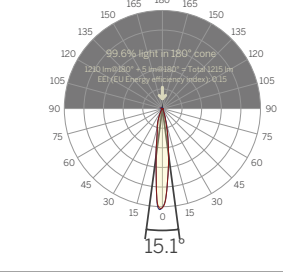

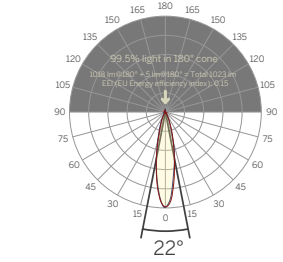



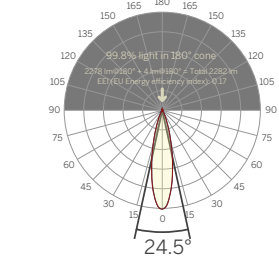

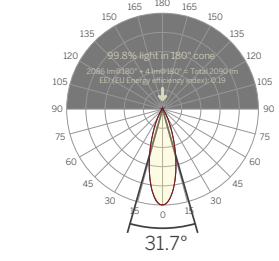

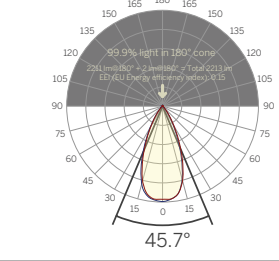

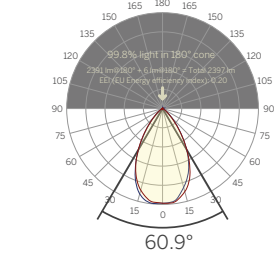
## Photometry (8W)

Fitting	Polar diagram	LED	Supply	Power	Delivered output
 <p>6mm LES Very Narrow</p>		95 CRI, 3000K	Constant Current 250mA	7.9W	739lm

## Photometry (12W)

 <p>9mm LES Narrow</p>		95 CRI, 3000K	Constant Current 350mA	11.9W	1068lm
 <p>9mm LES Medium 1</p>		95 CRI, 3000K	Constant Current 350mA	11.9W	1018lm

## Photometry (24W)

Fitting	Polar diagram	LED	Supply	Power	Delivered output
 <p>14mm LES Medium 2</p>		95 CRI, 3000K	Constant Current 700mA	23.7W	2278lm
 <p>14mm LES Flood 1</p>		95 CRI, 3000K	Constant Current 700mA	23.7W	2086lm
 <p>14mm LES Flood 2</p>		95 CRI, 3000K	Constant Current 700mA	23.7W	2211lm
 <p>14mm LES Wide Flood</p>		95 CRI, 3000K	Constant Current 700mA	23.7W	2141lm