



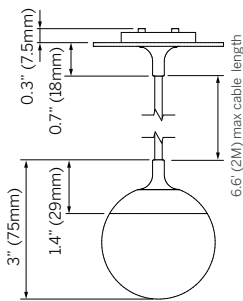
Clear sandblasted diffuser (CS)



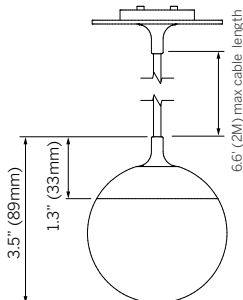
Clear diffuser (CL)



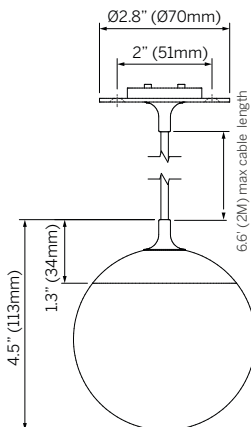
Opal sandblasted diffuser (OP)



Ø2.4" (Ø61mm)



Ø2.9" (Ø73.7mm)



Ø3.9" (Ø99.1mm)

### Luminaire

- Decorative pendant for stand alone use or integration in a chandelier.
- Interior rated suspended globe with 70% encapsulated recycled acrylic waste. Available with clear or opal binder.
- Surface mounted.
- Precision machined from 70 - 90% recycled aluminum.
- LED 95+ CRI, multiple CCTs available.
- 5 Year warranty.

### Size

- 24 = Ø2.4" (Ø61mm)
- 30 = Ø2.9" Ø73.7mm)
- 40 = Ø3.9" (Ø99.1mm)

### Mounting

- S = suspension cable, field adjustable 6.6' (2M) max length, black

### Power<sup>1</sup>

- L = Low Power, 2W (181lm initial at 700mA, 2.9Vf)

### CCT (95+ CRI)<sup>2</sup>

- 927 = 2700K
- 930 = 3000K
- 935 = 3500K
- 940 = 4000K

### Diffuser

- CS = Clear sandblasted (70% recycled acrylic, sandblasted)
- CL = Clear (70% recycled acrylic)
- OP = Opal (70% recycled acrylic with opal additive, sandblasted)

### Finish (metal)

- CA = Clear anodized
- BL = Matte black
- CF = Custom finish, specify RAL

### Remote Driver<sup>3</sup>

- ECO30W-700 = 0-10V EldoLED ECOdrive 30W for 1-10 fixtures
- SOLO50W-700 = 0-10V EldoLED SOLOdrive 50W for 1-16 fixtures
- SOLO100W-700 = 0-10V EldoLED SOLOdrive 100W for 1-32 fixtures

1. Wattage shown is for LED only, system wattage varies depending on driver selected.  
 2. See photometric data sheet for delivered lumens.  
 3. See driver information for details.

### Ordering Information

Model	Size	Mounting	Power <sup>1</sup>	CRI/CCT <sup>2</sup>	Diffuser	Finish	+	Driver <sup>3</sup>
MS-ORB		S	L					
MS-ORB	24 30 40	S	L	927 930 935 940	CS CL OP	CA BL CF		ECO30W-700 SOLO50W-700 SOLO100W-700