

Periskop 3.2" Optics



General: The Periskop outdoor family of flood lights represents a versatile landscaping solution for trees, bushes, sculptures, as well as building facades. Periskop is available in multiple sizes and optics (including a Narrow Spot beam for dramatic effects), with multiple installation solutions available and a selection of accessories to control and shape the beam to your desire.

Fixture Body: Open-pore Anodized and Powder Coated Die-Cast Aluminum. White RAL9003 / Black RAL9005 / Gray RAL9006 / Green 6031 / Dark Brown (Weathering Steel-like finish).

Glass: Extra-clear Tempered glass.

Bracket: Powder Coated Steel Bracket, Black Painted. Bracket pivots -20° +90° on the vertical plane and swivels +/-38° on the horizontal plane.

Mounting details: Fixture can be installed straight into concrete or onto different surfaces by using one of the several mounting accessories available within the family.

Dimensions/Weight: 3.2" (1.80 lbs)

Driver: Remote, 120-277V Dimmable 0-10V. Optional: Lutron Athena Wireless Node RF (AWNRF), can be added to control up to 5x drivers together (Consult Factory).

Wattage: 9.5W Fixed and Fixed Honeycomb, 2W and 8W Narrow beam.

Cable: Fixture comes with 3.28' of power cable and it's equipped with TCS safety system to shield circuits from moisture.

IP rating: IP66 for protection against dust and water jets from any angle.

IK rating: IK 09 (3.2")

ETL Certification: ETL, wet location

Optics: Fixed: Available in Spot – Flood – Wide Flood – Vertical Elliptical Spot – Horizontal Elliptical Spot – Vertical Flood – Horizontal Flood.

Fixed Honeycomb: Available in Spot – Flood – Medium Wide Flood.

Narrow: Available in Hyper Spot 3° – Ultra Spot 6°.

Standard Visors and Snoots accessories available.

Color temperatures: 2700K – 3000K – 4000K.

CRI: 80+

Lumen Maintenance: L70 projections tested at Tj 65° C and Ta 25°.

Warranty: 5-year Limited Warranty on fixtures. 1-year Limited Warranty on Remote Drivers.



3.2" (9.5W) SWH Fixed



3.2" (9.5W) SBL Fixed



3.2" (9.5W) SGR Fixed



3.2" (2W) SDB Narrow HSP



3.2" (8W) SGN Narrow USP

Delivered Lumens*	F 9.5W	FHC 9.5W	N 2W	N 8W
SP	1024	819	-	-
FL	1000	718	-	-
MWFL	-	663	-	-
WFL	969	-	-	-
VESP	742	-	-	-
HESP	742	-	-	-
VEFL	734	-	-	-
HEFL	734	-	-	-
HSP	-	-	162	-
USP	-	-	-	533

*Values shown for 3000K

Ordering Information

Product	Trim/Finish	Type	Size	Wattage/Operation	Color Temp	Optic	Accessories ⁶	Driver (Required) ⁶
PER = Periskop	SWH = Square White SBL = Square Black SGR = Square Gray SDB = Square Dark Brown SGN = Square Green	F = Fixed	32 = 3.2"	9.5 CC = 9.5W / Constant Current (500mA)	27 = 2700K 30 = 3000K 40 = 4000K	SP = Spot (15°) ³ FL = Flood (38°) ³ WFL = Wide Flood (50°) ³ VESP = Vertical Elliptical Spot (15°x41°) ³ HESP = Horizontal Elliptical Spot (41°x15°) ³ VEFL = Vertical Flood (33°x43°) ³ HEFL = Horizontal Flood (43°x33°) ³	Peg E98549 Tree belt E99802 Anti-glare E-U300023 E-U300026	ECO30W SOLO50W SOLO100W AWNRF (option) ⁷
		FHC = Fixed Honeycomb ¹	32 = 3.2"	9.5 CC = 9.5W / Constant Current (500mA)	SP = Spot (14°) ⁴ FL = Flood (33°) ⁴ MWFL = Medium Wide Flood (44°) ⁴			
		N = Narrow beam ²	32 = 3.2"	2 CC = 2W / Constant Current (630mA)	HSP = Hyper Spot (3°) ⁵			
				8 CC = 8W / Constant Current (630mA)	USP = Ultra Spot (6°) ⁵			

¹ Available with SP, FL, MWFL ONLY

² Available with HSP, USP ONLY

³ Available with F ONLY

⁴ Available with FHC ONLY

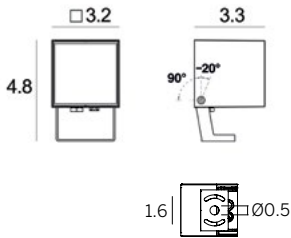
⁵ Available with N ONLY

⁶ See page 2

⁷ Example: ECO30W-700-AWNRF



3.2" 9.5W 500mA

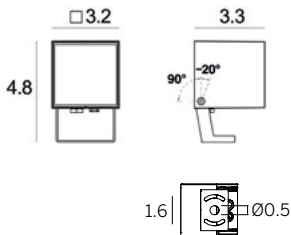


DRIVER OPTIONS (pick one)

C.C. Power supply options (remote only)

ECO30W-500	SOLO50W-500	SOLO100W-500
0-10V EldoLED ECOdrive 30W for 1-2 fixtures	0-10V EldoLED SOLOdrive 50W for 1-4 fixtures	0-10V EldoLED SOLOdrive 100W for 1-8 fixtures

3.2" 2W 630mA

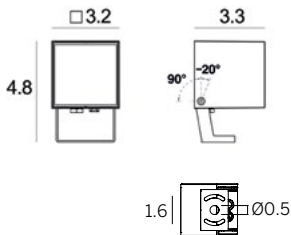


DRIVER OPTIONS (pick one)

C.C. Power supply options (remote only)

ECO30W-630	SOLO50W-630	SOLO100W-630
0-10V EldoLED ECOdrive 30W for 1-10 fixtures	0-10V EldoLED SOLOdrive 50W for 1-16 fixtures	0-10V EldoLED SOLOdrive 100W for 1-32 fixtures

3.2" 8W 630mA

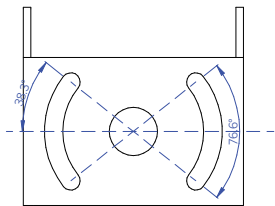


DRIVER OPTIONS (pick one)

C.C. Power supply options (remote only)

ECO30W-630	SOLO50W-630	SOLO100W-630
0-10V EldoLED ECOdrive 30W for 1-3 fixtures	0-10V EldoLED SOLOdrive 50W for 1-4 fixtures	0-10V EldoLED SOLOdrive 100W for 1-8 fixtures

HORIZONTAL PIVOTING BRACKET



ACCESSORIES



E98549

8" Peg for soft ground



E99802

Tree belt
For trees max diameter of 39"



E-U300023

Anti-glare Visor



E-U300026

Anti-glare Snoot