
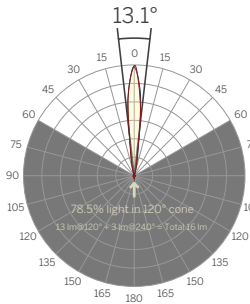

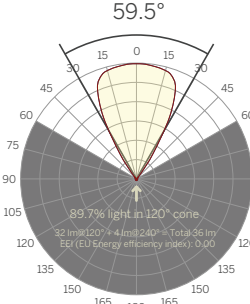
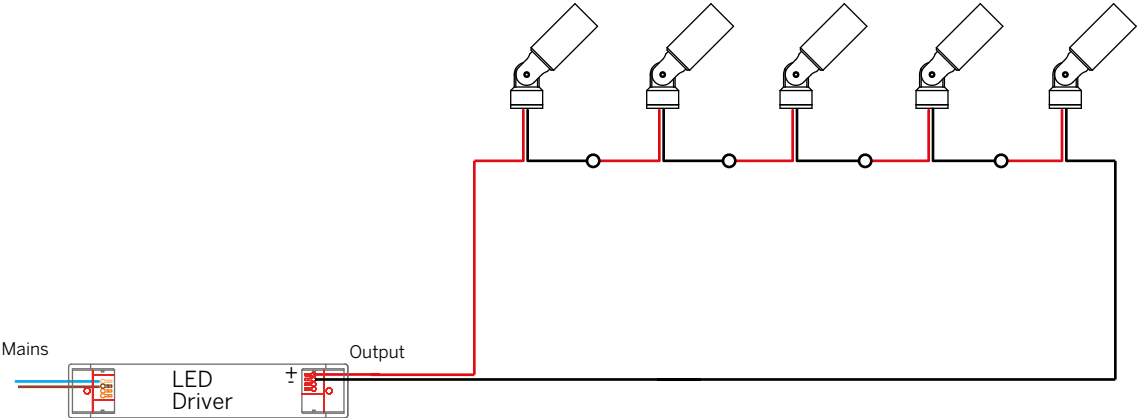


Photometry

Fitting	Polar diagram	LED	Supply	Power	Delivered output
 <p>Very Narrow Extent</p>	 <p>13.1° 78.5% light in 120° cone 13 lm @ 120° + 3 lm @ 240° = Total 16 lm</p>	90 CRI, 3000K	Constant Current 200mA	0.6W	12.7lm
 <p>Wide Flood Extent</p>	 <p>59.5° 89.7% light in 120° cone 32 lm @ 120° + 4 lm @ 240° = Total 36 lm EER (EU Energy efficiency index): 0.00</p>	90 CRI, 3000K	Constant Current 200mA	0.6W	32lm

Wiring

Series Wiring



Note that while constant current light sources can be wired in series, the number of fittings that can be wired in series is limited by the forward voltage and wattage of the LED.

Each Protozoa is supplied with 1 x Type P LEDs which have a total forward voltage of 2.9V and wattage of 0.6W when driven at 200mA.

Driver specified separately.