
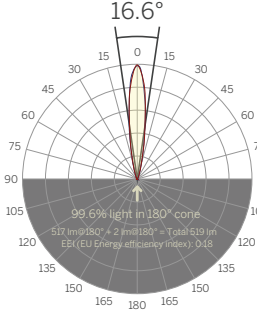

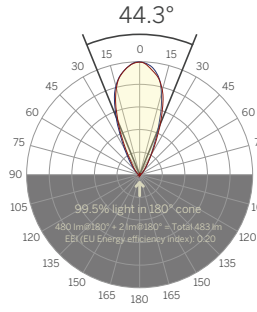

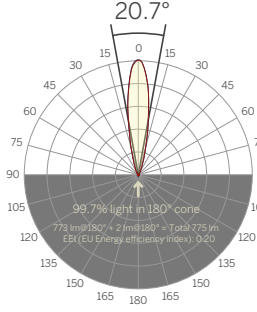

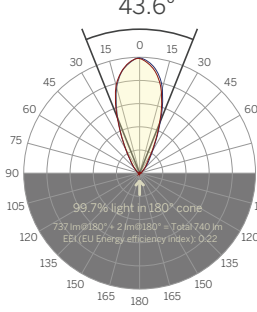


## Photometry

| Fitting   | Polar diagram   | LED           | Supply                    | Power | Delivered output |
|---|---|---------------|---------------------------|-------|------------------|
|  <p>6mm LES<br/>Narrow</p>     |    | 95 CRI, 3000K | Constant Current<br>250mA | 7.9W  | 517lm            |
|  <p>6mm LES<br/>Flood</p>      |    | 95 CRI, 3000K | Constant Current<br>250mA | 7.9W  | 480lm            |
|  <p>9.8mm LES<br/>Narrow</p> |  | 95 CRI, 3000K | Constant Current<br>350mA | 11.9W | 773lm            |
|  <p>9.8mm LES<br/>Flood</p>  |  | 95 CRI, 3000K | Constant Current<br>350mA | 11.9W | 737lm            |