
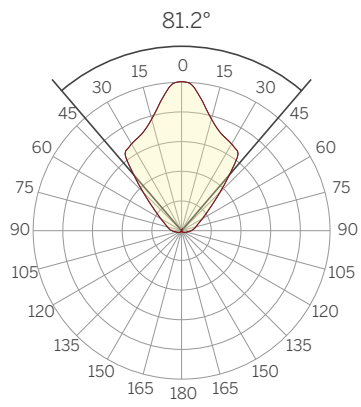
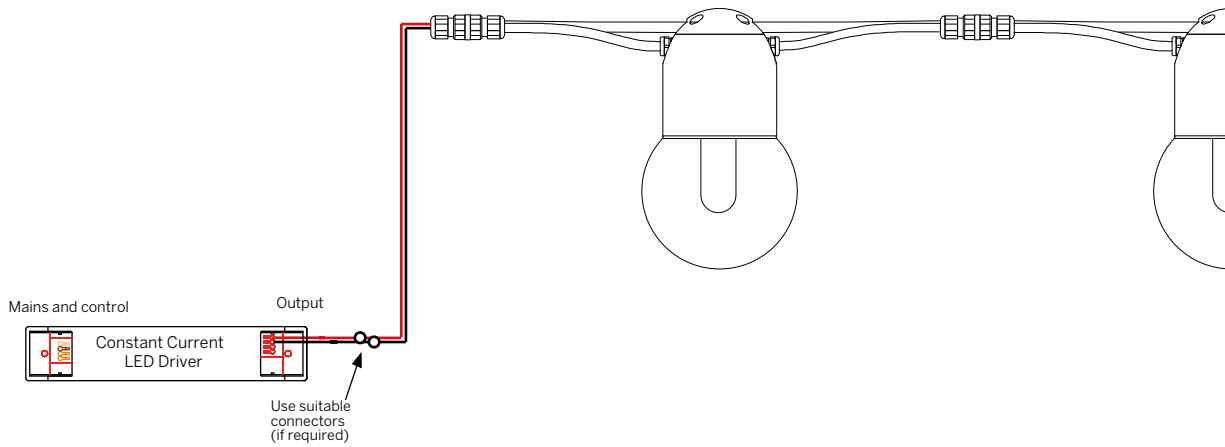


Photometry

Fitting	Polar diagram	LED	Supply	Power	Delivered output
		90 CRI, 3000K	Constant Current 700mA	6W	389lm

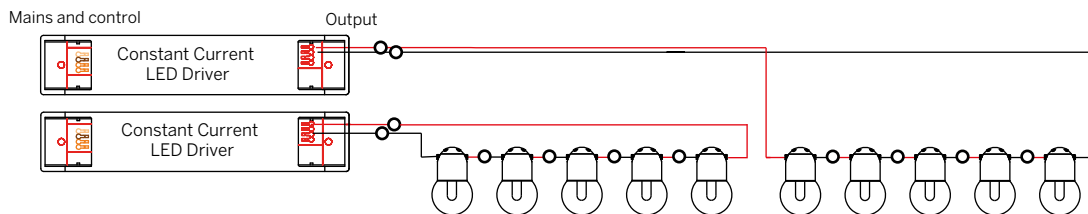
Wiring

Constant Current (remote LED driver) for DALI, 1-10V or Mains



Note that while constant current light sources can be wired in series, the number of fittings that can be wired in series is limited by the forward voltage and wattage of the LED. When using the standard LED the maximum number of LEDs in series in a single circuit is 5.

Max string length is 40m (130ft). Drivers specified separately.



Less than 5 heads uses 2 core, 5 - 10 uses 4 core LV to enable 2 x series runs.