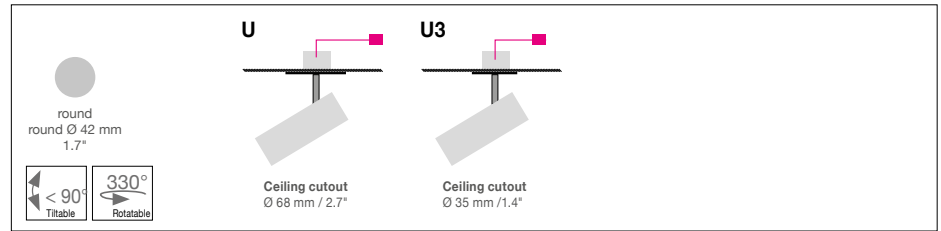










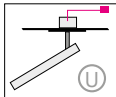
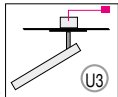




EVOLUTION

SPOT S

Housing: Spotlight, solid Aluminum housing, 330° hinge, 24° and 38°
Design: Ulrich Sattler



	Size: Ø / L mm	Inches	LED Watt	Lumen ¹	Weight kg/lbs ²	Beam angle	Item No.	LED direct	Dimming	LED indirect	Finish	Power supply cable	Mounting version
Size	Ø 42 / L 110 mm	Ø 1.7 / L 4.3"	6.8	625	0.4 / 0.88	24°	1787.	x x.	x x.	x x.	x x.	x x x.	x
	Ø 42 / L 110 mm	Ø 1.7 / L 4.3"	6.8	625	0.4 / 0.86	38°	1788.	x x.	x x.	x x.	x x.	x x x.	x
LED 24V	  24°  38° CRI > 90 Mac Adam 3 SELV L80 B10 50,000 hours	Standard:	Warm-white	3000 K			x x x.	30.	x x.	x x.	x x.	x x x.	x
		Optional:	Neutral-white Extra warm-white	4000 K 2700 K			x x x. x x x.	40. 27.	x x. x x.	x x. x x.	x x. x x.	x x x. x x x.	x x
Dimming		Standard:	0 - 10 V				x x x.	x x.	11.	00.	x x.	x x x.	x
Finish													
Standard:	66 bronze anodized brushed	Optional:	60 silver anodized brushed	62 black anodized brushed	65 champ. gold anodized brushed	12 white, powder coated, similar to RAL 9003	x x x.	x x.	x x.	x x.		x x x.	x
Mounting version													
Standard:	Cover Ø 80 mm / 3.1" Ceiling cutout 68 mm / 2.7" Power supply unit in suspended ceiling.	Optional:	Cover Ø 50mm / 2.0" Ceiling cutout 35 mm / 1.4" Power supply unit in suspended ceiling.				x x x.	x x.	x x.	x x.	x x.	x x x.	

Canopy:				
Type		Included with Mounting version	Protective rating	
	DA 50	Cover Ø 50mm / 2.0" Ceiling cutout 35 mm / 1.4" Power supply unit in suspended ceiling same Color as luminaire An inspection flap is required for the remote power supply unit	U3	IP 40
	DA 125	Cover Ø 125mm / 4.9" Ceiling cutout Ø 101.6mm / 4" Power supply unit in suspended ceiling same Color as luminaire	U	IP 40

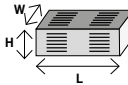
00.

--.

000.

—

Complete order number



Remote driver required ordered separately:
Type / Size mm / inch
L x W x H

0-10V:
ECO30W-200 13.25" x 5" x 2.25"

Input voltage for all external power supply units and canopy is 120-277 VAC 50-60 Hz