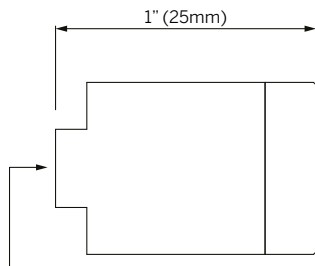
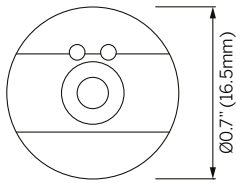
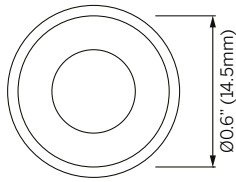


# Mini Module



Fitting is secured via magnet (MAG)  
or via a suitable m3 fixing (SD)

### Luminaire

- IP65 rated mini LED module.
- Magnet or stud mounted.
- Precision machined from 70 - 90% recycled aluminum.
- 95+ CRI with multiple CCTs and optics available.

### Mounting

- MAG = Magnet Mounted
- SD = Stud Mounted

### Power<sup>1</sup>

- 1.4 = 1.4W (137lm initial at 500mA, 2.85Vf)

### CCT (95+ CRI)<sup>2</sup>

- 927 = 2700K
- 930 = 3000K
- 935 = 3500K
- 940 = 4000K

### Optic

- M = Medium (28°)
- F = Flood (39°)
- WF = Wide Flood (69°)
- E = Elliptical (27° x 43°)

### Finish

- CA = Clear Anodized
- BA = Black Anodized
- CF = Custom finish, specify RAL

### Remote Driver<sup>3</sup>

- ECO30W-500 = 0-10V EldoLED ECOdrive 30W for 1-10 fixtures
- SOLO50W-500 = 0-10V EldoLED SOLOdrive 50W for 1-20 fixtures
- SOLO100W-500 = 0-10V EldoLED SOLOdrive 100W for 1-40 fixtures

1. Wattage shown is for LED only, system wattage varies depending on driver selected.
2. See photometric data sheet for delivered lumens.
3. See driver information for details.

### Ordering Information

Model	Mounting	Power <sup>1</sup>	CRI/ CCT <sup>2</sup>	Optic	Finish	+	Driver <sup>3</sup>
MS-MM		1.4					
MS-MM	MAG SD	1.4	927 930 935 940	M F WF E	CA BA CF		ECO30W-500 SOLO50W-500 SOLO100W-500

