
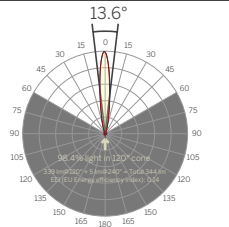

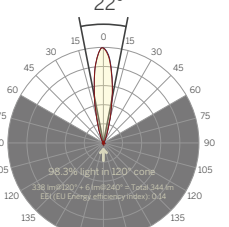

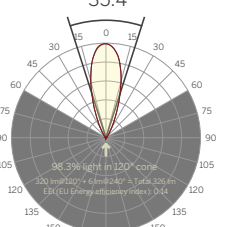

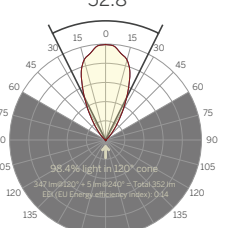

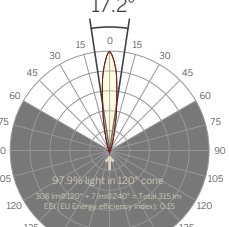

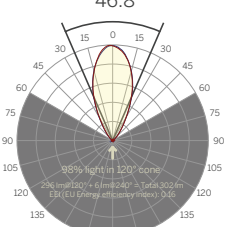

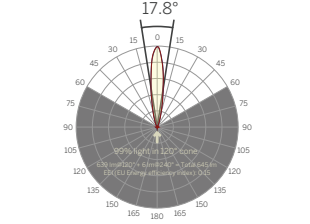

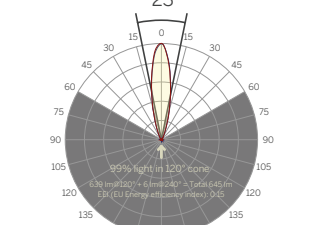

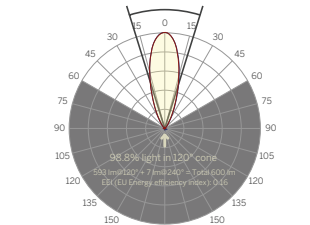

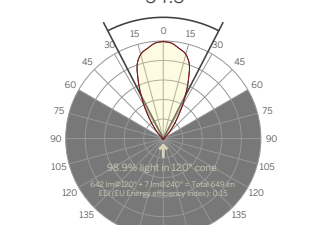

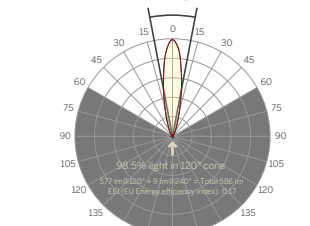

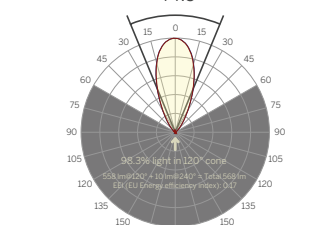


Photometry (4W)

Fitting	Polar diagram	LED	Supply	Power	Delivered output
 <p>4.5mm LES Narrow</p>		95 CRI, 3000K	Constant Current 450mA	3.9W	339lm
 <p>4.5mm LES Medium</p>		95 CRI, 3000K	Constant Current 450mA	3.9W	338lm
 <p>4.5mm LES Flood</p>		95 CRI, 3000K	Constant Current 450mA	3.9W	320lm
 <p>4.5mm LES Wide Flood</p>		95 CRI, 3000K	Constant Current 450mA	3.9W	347lm
 <p>4.5mm LES Narrow Extent</p>		95 CRI, 3000K	Constant Current 450mA	3.9W	308lm
 <p>4.5mm LES Flood Extent</p>		95 CRI, 3000K	Constant Current 450mA	3.9W	296lm

Photometry (8W)

Fitting	Polar diagram	LED	Supply	Power	Delivered output
 <p>6mm LES Narrow</p>		95 CRI, 3000K	Constant Current 250mA	6.9W	639lm
 <p>6mm LES Medium</p>		95 CRI, 3000K	Constant Current 250mA	6.9W	639lm
 <p>6mm LES Flood</p>		95 CRI, 3000K	Constant Current 250mA	6.9W	593lm
 <p>6mm LES Wide Flood</p>		95 CRI, 3000K	Constant Current 250mA	6.9W	642lm
 <p>6mm LES Narrow Extent</p>		95 CRI, 3000K	Constant Current 250mA	6.9W	577lm
 <p>6mm LES Flood Extent</p>		95 CRI, 3000K	Constant Current 250mA	6.9W	558lm